





## Tank Bottom Valve, pneumatically operated


- Fully integrated in Bürkert's Process Control Systems
- Monoblock – no welds
- Quality certifications 

Type 2033 can be combined with...



**Type 8691**

Control head




**Type 8690**

Pneum. control unit with feedback



**Type 1062**

Electrical position feedback




**Type 8630**

Positioner Top-Control continuous



**Stroke limitation**

Min./max. stroke limitation



**Type 6012**

Pilot valve

The Bürkert Tank Bottom Valve system is designed for control of ultra pure, sterile, aggressive or abrasive fluids. Enables especially optimal filling and emptying vessels with less dead leg.




The valve body consists of a block with no weld seam, machined out of high quality stainless steel. The Tank Bottom Valve has two welding bevels to ease the welding and valve positioning operations.

The high quality diaphragms separate hermetically critical fluids from the actuator. The pneumatic actuator can be controlled by pneumatic pilot valves (single pilot valves, valve islands and control heads). Control function A, normally closed by spring return.

Technical data			
<b>Orifice</b>	DN08 to DN100		
<b>Body material</b>	Stainless steel 1.4435 acc. to BN2 / ASME BPE Fe < 0.5% / C ≤ 0.03%		
<b>Port connections</b>	<ul style="list-style-type: none"> <li>• DIN EN ISO 1127 / ISO 4200 / DIN 11866 Series B</li> <li>• DIN 11850 Series 2 / DIN 11866 Series A</li> <li>• ASME BPE / DIN 11866 Series C</li> </ul>		
Weld end	<ul style="list-style-type: none"> <li>• DIN 32676 Series A (DIN tube)</li> <li>• DIN 32676 Series B (ISO tube)</li> <li>• ASME BPE</li> </ul>		
Clamp			
<b>Surface finish</b>	Ra [µm] internal	Ra [µlnch] internal	Ra [Grit #] internal
Mechanical polished	0.6	25	180
Electro polished	0.6	25	180
Mirror finished <sup>1)</sup>	0.25	10	330
<b>Seal materials</b>	EPDM, PTFE/EPDM, advanced PTFE/EPDM		
<b>Actuator material</b>	PPS (PA for actuator sizes ø 175/225 mm)		
<b>Media temperature</b>	EPDM (AD) -5 to +143°C (SIP: up to +150°C, 60 min.) advanced PTFE/EPDM (EU) <sup>1)</sup> -10 to +130°C (SIP: up to +140°C, 60 min.) advanced PTFE laminated on EPDM (EK) <sup>2)</sup> +5 to +90°C (no steam)		
<b>Ambient temperature</b>	Actuator size < 100 mm +5° to +140°C Actuator size ≥ 100 mm +5° to +90°C (briefly up to +140°C) (-10° to +60°C with PA actuator)		
<b>Control medium</b>	Neutral gases, air		
<b>Pilot pressure max.</b>	max. 7 bar, see table on page 2		

<sup>1)</sup> Internal Ra < 0.1 µm/4 µlnch/500 Grit: on request <sup>2)</sup> Advanced PTFE/EPDM is recommended for sterilization cycle

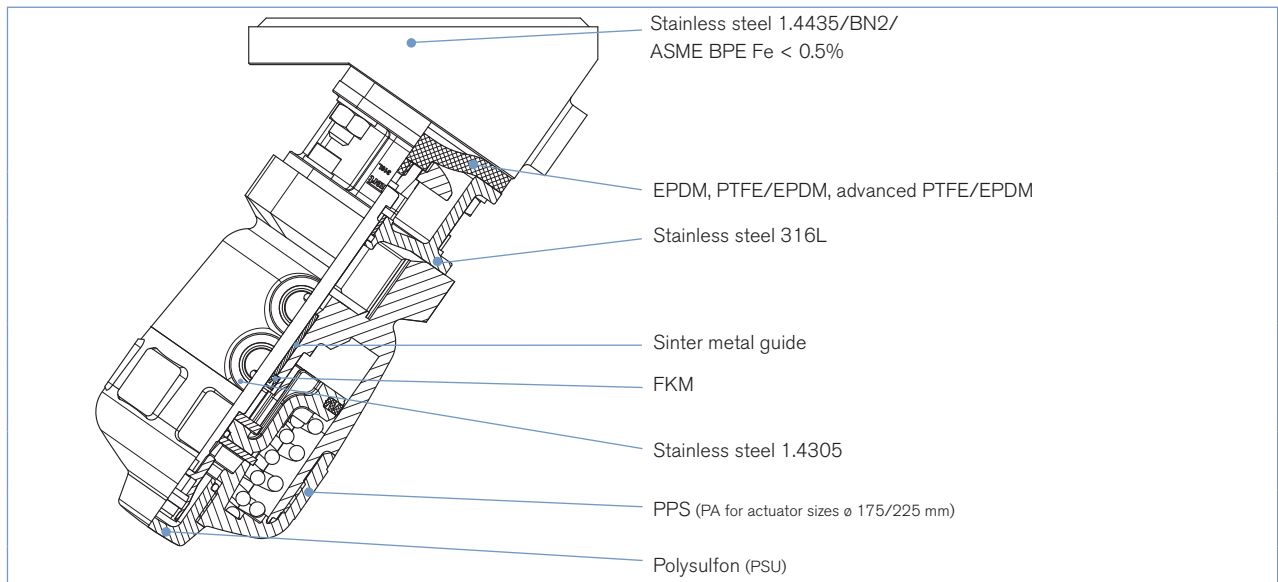
### Content

 Valve specifications	 System spec. On/Off Classic	 Request for quotation
<b>Type 2033</b>	<b>Type 8801/8803-DG</b>	<b>Type 8801/8803-DG</b>
Technical data & ordering info. p. 1-6	Ordering info. & Technical data p. 7-10	p.11

## Technical data, *continued*

Orifice [mm]	Actuator size Ø [mm]	Kv-value water [m <sup>3</sup> /h]	Pilot pressure [bar]	Max. operating pressure (medium) for seal material	
				EPDM, FKM [bar]	PTFE/EPDM, advanced PTFE/EPDM [bar]
8	40	1.0	5.0-7	10	10
15	50	4.0	5.0-7	8,5	5
	63	4.5	5.0-7	10	10
20	63	7.0	5.5-7	10	5
	80	7.5	5.0-7	10	10
25	80	12.0	5.5-7	10	7.5
40	100	30.0	5.5-7	6.5	6
	125	30.5	5.5-7	10	10
50	125	51.5	5.5-7	8	7
80	175	160.0	5.0-7	5	4.5
	225	160.0	5.0-7	10	10
100	225	235.0	5.0-7	8	4

## Materials



## Approvals/certifications

- Certification of Conformity for Raw Material EN-ISO 10204 3.1
- Attestation of compliance with the order EN-ISO 10204 2.1
- Test report EN-ISO 10204 2.2
- 3A Certification on request
- Certification of Conformity for Pickling and Electropolishing Processes
- Certification of Conformity for the Surface Quality DIN4762-DIN4768-ISO/4287/1
- Certification for the fulfillment of FDA CFR No. 21.177.1550 for PTFE/EPDM and advanced PTFE/EPDM and 21.177.2600 for EPDM
- USP CLASS VI certification for EPDM and PTFE diaphragm
- Test Certification and Conformity Certification for the Final Assembly of Diaphragm Valves
- ISO 9001 Certification

**Note:** Retrospective manufacturing certification for process diaphragm valves can not be made, therefore please notify when ordering.

**Example of available diaphragm materials**

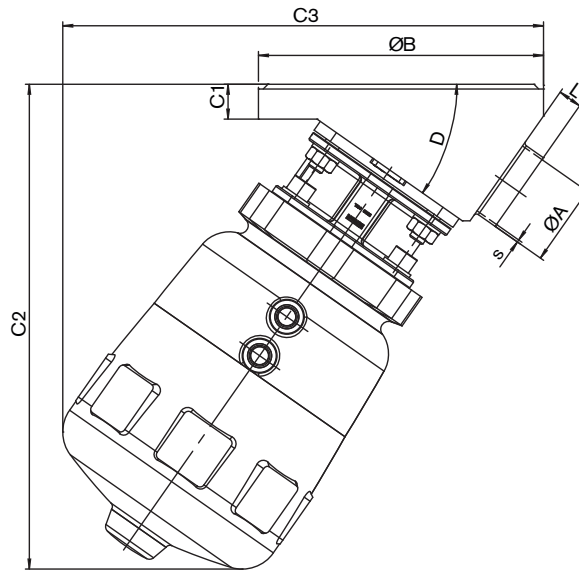
Developed to handle the unique challenges of hygienic and sterile applications, Bürkert offers diaphragms with precise material formula and physical tolerances. Bürkert diaphragms are available in a wide range of materials which have been proven in food & beverage, biotechnology, pharmaceutical and cosmetic industry applications. Diaphragms are tested during development and production to ensure reliability in critical processing environments.



- EPDM
- PTFE/EPDM
- advanced PTFE/EPDM
- FKM
- PTFE/FKM
- NBR

**Dimensions [mm]**

**Body with weld end**



EN ISO 1127 / ISO 4200

Orifice [mm]	Port connection [mm]	Actuator size [mm]	øA	s	øB	C1	C2	C3	D	L			
08	08	40	13.5	1.6	50	8	107	100	35°	5			
15	15	50	21.3	1.6	65	12	146	134	35°	3			
		63			85			160		147	8		
20	20	63	26.9	1.6	85	12	171	160	35°	5.6			
		80						190			179		
25	25	80	33.7	2	120	16	183	174	35°	8			
		100						200			192		
40	32	100	42.4	2	150	18	258	260	35°	20			
	40	100	48.3	2				258			260	35°	15
		125						293			291		
50	50	125	60.3	2	180	22	306	304	35°	12			
80	65	175	76.1	2	225	20	388	422	40°	16			
	80		88.9	2.3				388			422	10	
100	100	225	114.3	2.3	298	30	436	481	40°	11			

Dimensions [mm], *continued*Body with weld end, *continued*

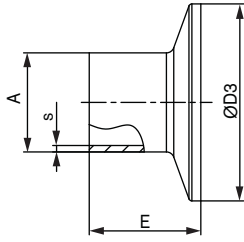
ASME BPE										
Orifice [mm]	Port connection [mm]	Actuator size [mm]	øA	s	øB	C1	C2	C3	D	L
08	08	40	6.35	0.89	50	8	107	100	35°	9
15	15	50	12.7	1.65	85	12	146	134	35°	10
		63						160		
20	20	63	19.05	1.65	85	12	171	160	35°	8
		80						190		
25	25	63	25.4	1.65	120	16	183	174	35°	8
		80						200		
40	40	100	38.1	1.65	150	18	258	260	35°	15
		125						293		
50	40	125	38.1	1.65	180	22	306	304	35°	25
	50	125	50.8	1.65						15
	65	125	63.5	1.65						11
80	65	175	63.5	1.65	225	20	388	422	40°	25
	80	175	76.2	1.65	225	20	388	422	40°	16
100	100	225	101.6	2.11	298	30	436	481	40°	14

DIN 11850 / RG2										
Orifice [mm]	Port connection [mm]	Actuator size [mm]	øA	s	øB	C1	C2	C3	D	L
08	10	40	13	1.5	50	8	107	100	35°	6
15	15	50	19	1.5	85	12	146	134	35°	8
		63						160		
20	20	63	23	1.5	85	12	171	160	35°	7
		80						190		
25	25	63	29	1.5	120	16	183	174	35°	8
		80						200		
40	40	100	41	1.5	150	18	258	260	35°	20
		125						293		
50	50	125	53	1.5	180	22	306	304	35°	15
80	80	175	85	2.0	225	20	388	422	40°	16
100	100	225	104	2	298	30	436	481	40°	14

Dimensions [mm], *continued*

## Clamp Body



## ASME BPE

Orifice [mm]	[inch]	A	s	D3	E
08	1/4"	6.35	0.89	25.0	28.6
10	3/8"	9.53	0.89	25.0	28.6
15	1/2"	12.7	1.65	25.0	28.6
20	3/4"	19.05	1.65	25.0	28.6
25	1"	25.4	1.65	50.5	28.6
40	1 1/2"	38.1	1.65	50.5	28.6
50	2"	50.8	1.65	64.0	28.6
65	2 1/2"	63.5	1.65	77.5	28.6
80	3"	76.2	1.65	91.0	28.6
100	4"	101.6	2.11	119.0	28.6

## DIN 32676

Orifice [mm]	A	s	D3	E
10	18	1.5	34.0	18
15	19	1.5	34.0	18
20	23	1.5	34.0	18
25	29	1.5	50.5	21.5
32	35	1.5	50.5	21.5
40	41	1.5	50.5	21.5
50	53	1.5	64.0	21.5
65	70	2.0	91.0	28

## ISO 2852 for pipe ISO 4200

Orifice [mm]	A	s	D3	E
8	13.5	1.6	25.0	28.6
8	13.5	1.6	34.0	28.6
10	17.2	1.6	34.0	28.6
15	21.3	1.6	34.0	28.6
15	21.3	1.6	50.5	28.6
20	26.9	1.6	50.5	28.6
25	33.7	2	50.5	28.6
32	42.4	2	50.5	28.6
40	48.3	2	64.0	28.6
50	60.3	2	77.5	28.6
65	76.1	2	91.0	28.6
100	114.3	2.3	130.0	28.6

## SMS

Orifice [mm]	A	s	D3	E
25	25	1.2	50.5	21.5
40	38	1.2	50.5	28.6
50	51	1.2	64.0	28.6








**Ordering information for valve system On/Off Classic Type 8801-DG**

A valve system On/Off Classic Type 8801-DG/8803-DG consists of a Tank bottom valve Type 2033 and a valve actuation control head Type 8691, a pneumatic control unit Type 8690 or an electrical position feedback Type 1062 (see separate data sheets).







For the configuration of further valve systems please use the "Request for quotation" on p. 11 [go to page](#)

You order two components and receive a complete assembled and certified valve.

**Ordering the valve system On/Off Classic Type 8801-DG/8803-DG**

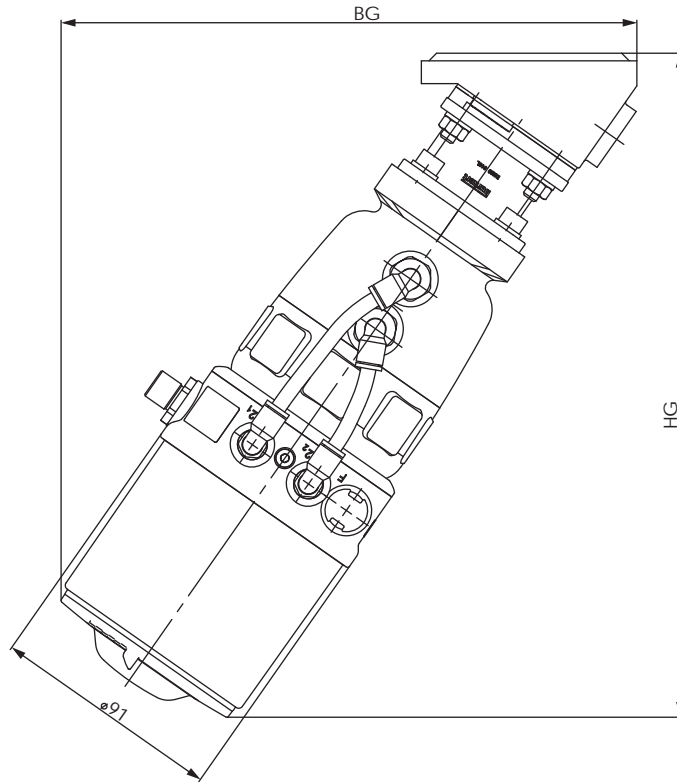
<u>Tank bottom valve Type 2033</u>	<u>Control units</u>		
			
	8691	8690	1062
<u>Tank bottom valve with desired control unit</u>			
	<b>Valve system On/Off Classic Type 8801-DG-H</b> 2033 + 8691	<b>Valve system On/Off Classic Type 8801-DG-K</b> 2033 + 8690	<b>Valve system On/Off Classic Type 8803-DG</b> 2033 + 1062

Click on the orange box "More info." below... you will come to our website for the resp. product where you can download the data sheet.

<p><b>Control head Type 8691</b></p>    <p><b>More info.</b></p> <p>The new generation of integrated control heads for combination with actuators from the process valve series Type 20xx/21xx is specially designed for the requirements of hygienic process environments. The intelligent control head, Type 8691, detects the valve position by means of a contact-free analog position sensor circumventing excessive wear of mechanical parts. Single or double-acting actuators are controlled via the integral pilot valve. Communication interfaces AS-Interface and DeviceNet are available as options.</p> <p>Main customer benefits:</p> <ul style="list-style-type: none"> <li>Automatic setting of the control head at the push of a button</li> <li>Even under dirty or dark environments, a clearly visible status display due to powerful LEDs</li> <li>Monitoring and diagnosis: Process valve systems with field bus interface used in modern plant processes</li> <li>Integrated pilot valve with manual actuation</li> <li>Air intake filter enhances the process valve system availability</li> <li>Simple and reliable actuator adaptations allowing additional actuators of the process valve series, Type 20xx or actuators from other manufacturers to be used</li> </ul>	<p><b>Pneumatic control unit Type 8690</b></p>   <p><b>More info.</b></p> <p>The new generation of integrated controllers for combination with actuators from the process valve series Type 20xx/21xx is specially designed for the requirements of hygienic process environments. The pneumatic control unit Type 8690 combines electrical position feedback and pneumatic control for single or double-acting actuators, and is also optionally available as an intrinsically safe model to ATEX.</p> <p>Main customer benefits:</p> <ul style="list-style-type: none"> <li>Integrated pilot valve with manual actuation</li> <li>Air intake filter enhances the process valve system availability</li> <li>Simple and reliable actuator adaptations allowing additional actuators of the process valve series, Type 20xx or actuators from other manufacturers to be used</li> </ul>	<p><b>Control head Type 1062</b></p>  <p><b>More info.</b></p> <p>Positions are electrically signaled according to switch type:</p> <ul style="list-style-type: none"> <li>- open</li> <li>- closed or</li> <li>- open and closed.</li> </ul> <p>LEDs provide optical position indication (except for Namur Ex-version). Mechanical or inductive switches are housed in a compact splash-proof enclosure. The position indicator can be rotated 360° and is easily fitted to the valve. Trip cams do not require adjustment. The unit only needs to be screwed on and connected to be ready for operation</p>
---	---	--

Dimensions for valve system On/Off Classic Type 8801-DG [mm]

Dimensions valve system On/Off Classic Type 8801-DG-H (with control head Type 8691) [mm]

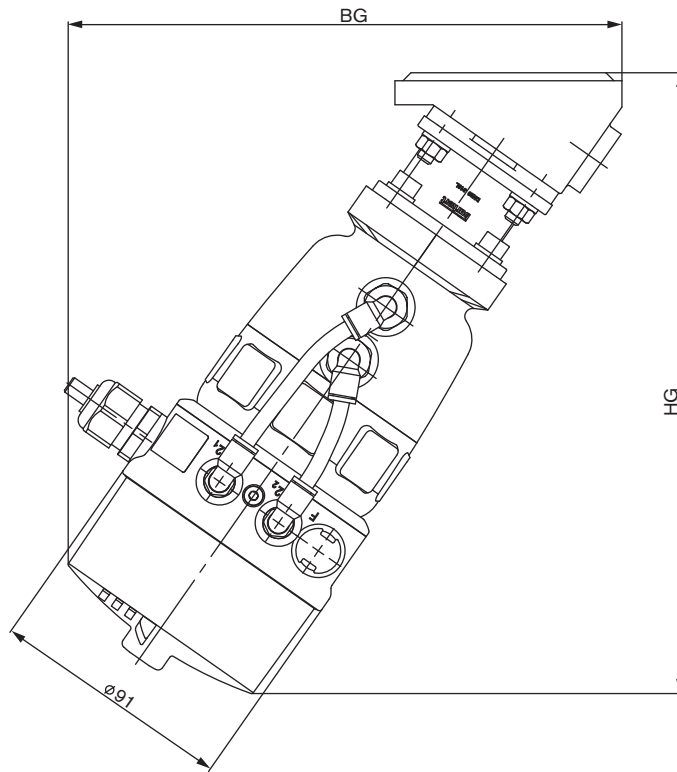


Orifice	Actuator size	HG	BG
15	50	241.5	205.5
	63	253.5	214.5
20	63	264.5	277.5
	80	279.5	239.5
25	80	372.5	234.5
	100	266.0	244.5
40	100	344.0	312.5
	125	374.0	344.0
50	125	387.0	347.0
80	175	455.5	465.5
100	225	489.5	507.5

Further dimensions see p. 3, 4 and 5

Dimensions for valve system On/Off Classic Type 8801-DG [mm], *continued*

Dimensions valve system On/Off Classic Type 8801-DG-K (with pneumatic control unit Type 8690) [mm]



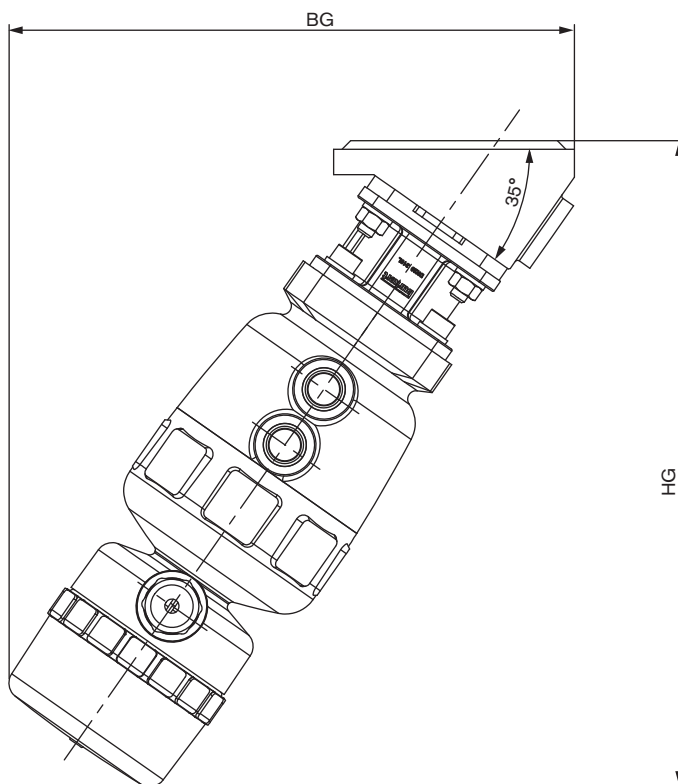
Orifice	Actuator size	HG	BG
15	50	213.5	186.5
	63	225.5	195.5
20	63	236.5	208.5
	80	251.5	220.5
25	80	244.5	215.5
	100	258.0	226.0
40	100	316.0	294.0
	125	346.0	315.5
50	125	359.0	328.5

Further dimensions see p. 3, 4 and 5



Dimensions for valve system On/Off Classic Type 8803-DG [mm]

Dimensions valve system On/Off Classic Type 8803-DG (with electrical position feedback Type 1062) [mm]



Orifice	Actuator size	HG	BG
15	50	209.0	179.0
	63	221.0	187.5
20	63	232.0	200.5
	80	247.0	213.0
25	80	240.0	208.0
	100	255.5	220.0
32	100	313.5	288.0
40	100	313.5	288.0
	125	343.5	309.5
50	125	356.5	322.5

Further dimensions see p. 3, 4 and 5

Valve features, specification

Example

2033 A 15 EU B VI F085 SA42 D E NK52 + N023

Specification key

(Please make a choice)

CONTROL FUNCTION

A	normally closed by spring action
B	normally open by spring action
I	double acting

ORIFICE [mm] (diaphragm)

08
15
20
25
40
50
80
100

SEAL MATERIAL

AB	EPDM in food quality
EU	PTFE
EU	Advanced PTFE

PRODUCTION OF BODY

B	Bloc material
---	---------------

BODY MATERIAL

VH	1.4435/AISI 316L
VI	1.4435BN2/ASME BPE

TANK FLANGE

F050	DN08 (ø 50 mm)
F085	DN15 (ø 85 mm)
F085	DN20 (ø 85 mm)
F120	DN25 (ø 120 mm)
F150	DN40 (ø 150 mm)
F180	DN50 (ø 180 mm)
F225	DN80 (ø 225 mm)
F300	DN100 (ø 298 mm)

VARIABLE CODES

NO07	Int. Mirror finished Ra=0.25µm
NO23	Int. Mechanical polished Ra=0.6µm
NO16	Int. Electro polished Ra=0.6µm

Specific angle

AF71	45° outlet angle
------	------------------

ACTUATOR SIZE<sup>1)</sup>


C	ø 40 mm
D	ø 50 mm
E	ø 63 mm
F	ø 80 mm
G	ø 100 mm
H	ø 125 mm
K	ø 175 mm
L	ø 225 mm

<sup>1)</sup> for technical spec. see table, page 2

ACTUATOR MATERIAL

C	PA (for actuator sizes ø175/225 mm)
D	PPS

Standard



DN [mm]	Port connection weld end							
	EN ISO 1127/ ISO 4200 DIN 11866 S. B	SMS 3008	DIN 11850 S. 0	DIN 11850 S. 1	DIN 11850 S. 2 DIN 11866 S. A	DIN 11850 S. 3	BS4825	ASME BPE DIN 11866 S. C
4			SC40 - 6.0x1.0					
6	SA78 - 10.2x1.6		SC41 - 8.0x1.0					SA89 - 3.17x0.56
8	SA40 - 13.5x1.6		SC42 - 10.0x1.0				SODB - 6.35x1.2	SA90 - 6.35x0.89
10	SA41 - 17.2x1.6			SF40 - 12.0x1.0	SD40 - 13.0x1.5	SE40 - 14.0x2.0	SODC - 9.53x1.2	SA91 - 9.53x0.89
15	SA42 - 21.3x1.6	SA58 - 12.0x1.0	SC43 - 18.0x1.5	SF41 - 18.0x1.0	SD42 - 19.0x1.5	SE42 - 20.0x2.0	SODD - 12.7x1.2	SA92 - 12.7x1.65
20	SA43 - 26.9x1.6	SA59 - 18.0x1.0	SC44 - 22.0x1.5	SF42 - 22.0x1.0	SD43 - 23.0x1.5	SE43 - 24.0x2.0	SODE - 19.05x1.2	SA93 - 19.05x1.65
25	SA44 - 33.7x2.0	SA60 - 25.0x1.2	SC45 - 28.0x1.5	SF43 - 28.0x1.0	SD44 - 29.0x1.5	SE44 - 30.0x2.0		SODF - 25.4x1.65
32	SA45 - 42.4x2.0	SA61 - 33.7x1.2	SC46 - 34.0x1.5	SF44 - 34.0x1.0	SD45 - 35.0x1.5	SE45 - 36.0x2.0		
40	SA46 - 48.3x2.0	SA62 - 38.0x1.2	SC47 - 40.0x1.5	SF45 - 40.0x1.0	SD46 - 41.0x1.5	SE46 - 42.0x2.0		SODH - 38.1x1.65
50	SA47 - 60.3x2.0	SA63 - 51.0x1.2	SC48 - 52.0x1.5	SF46 - 52.0x1.0	SD47 - 53.0x1.5	SE47 - 54.0x2.0		SODI - 50.8x1.65
65	SA48 - 76.1x2.0	SA64 - 63.5x1.6			SD48 - 70.0x2.0			SODJ - 63.5x1.65
80	SA49 - 88.9x2.3	SA65 - 76.1x1.6			SD49 - 85.0x2.0			SODK - 76.2x1.65
100	SA39 - 114.3x2.3	SA66 - 101.6x2.0			SD50 - 104.0x2.0			SODL - 101.6x2.11

DN [mm]	Port connection Clamp				
	Clamp 34,0 like DIN 32676 S. B (ISO-tube (ISO4200))	DIN 32676 S. A (DIN-tube (DIN11850))	DIN 32676 S. B (ISO-tube (ISO4200))	ASME BPE	BS 4825 (Clamp BS 4825-3, tube BS 4825-1)
8	TC51 - 13.5x1.6 Cl: 34.0	TD40 - 10.0x1.0 Cl: 25.0	TC40 - 13.5x1.6 Cl: 25.0	TG50 - 6.35x0.89 Cl: 25.0	
10	TC41 - 17.2x1.6 Cl: 34.0	TD41 - 13.0x1.5 Cl: 34.0	TC53 - 17.2x1.6 Cl: 25.0	TG01 - 9.53x0.89 Cl: 25.0	
15	TC42 - 21.3x1.6 Cl: 34.0	TD42 - 19.0x1.5 Cl: 34.0	TC52 - 21.3x1.6 Cl: 50.5	TG02 - 12.7x1.65 Cl: 25.0	TH42 - 12.7x1.2 Cl: 25.0
20		TD43 - 23.0x1.5 Cl: 34.0	TC43 - 26.9x1.6 Cl: 50.5	TG03 - 19.05x1.65 Cl: 25.0	TH43 - 19.05x1.2 Cl: 25.0
25		TD44 - 29.0x1.5 Cl: 50.5	TC44 - 33.7x2.0 Cl: 50.5	TG04 - 25.4x1.65 Cl: 50.5	
32					
40		TD46 - 41.0x1.5 Cl: 50.5	TC46 - 48.3x2.0 Cl: 64.0	TG05 - 38.1x1.65 Cl: 50.5	
50		TD47 - 53.0x1.5 Cl: 64.0	TC47 - 60.3x2.0 Cl: 77.5	TG06 - 50.8x1.65 Cl: 64.0	
65			TC48 - 76.1x2.0 Cl: 91.0	TG07 - 63.5x1.65 Cl: 77.5	
80			TC49 - 88.9x2.3 Cl: 106.0	TG08 - 76.2x65 Cl: 91.0	
100			TC50 - 114.3x2.3 Cl: 130.0	TG09 - 101.6x2.11 Cl: 119.0	

**Note**  
You can fill out the fields directly in the PDF file before printing out the form.

Valve system On/Off Classic Type 8801-DG/8803-DG – request for quotation

▶ Please fill out and send to your nearest Bürkert facility\* with your inquiry or order

Company	Contact person
Customer no.	Department
Address	Tel./Fax
Postcode/town	E-Mail

= mandatory fields to fill out      Quantity      Required delivery date

**Operating data**

<input type="checkbox"/> Process medium		
<input type="checkbox"/> Type of media	<input type="checkbox"/> Liquid	<input type="checkbox"/> Steam <input type="checkbox"/> Gas
<input type="checkbox"/> Flow rate (Q, QN, W) <sup>1)</sup>	Nominal	Unit
<input type="checkbox"/> Temperature at valve inlet		
<input type="checkbox"/> Absolute pressure at valve inlet		
<input type="checkbox"/> Absolute pressure at valve outlet		
Steam pressure Pv		

<sup>1)</sup> standard unit:  
Liquid Q = m<sup>3</sup>/h;  
Steam W = kg/h;  
Gas Qn = nm<sup>3</sup>/h

**Valve features**




**Specification key**

2033

(automatically transferred from p 10 )

**Control unit features**

Click on the orange box „More info.“ below... you will come to our website for the resp. product where you can download the data sheet.

Pneumatic Control Unit	Control Head	Electrical position feedback
<input type="checkbox"/> <b>Type 8690</b>  <b>Pneumatic function</b> <input type="checkbox"/> Single-acting <input type="checkbox"/> Double-acting <input type="checkbox"/> Without pilot valve <b>Position feedback</b> <input type="checkbox"/> 1x inductive <input type="checkbox"/> 2x inductive <input type="checkbox"/> 1x inductive (NAMUR) <input type="checkbox"/> 2x inductive (NAMUR) <input type="checkbox"/> 1x mechanical <input type="checkbox"/> 2x mechanical <b>Supply voltage</b> <input type="checkbox"/> 24V DC (ATEX Zone 2/22) <input type="checkbox"/> Ex ia IIC T6 (ATEX Zone 1) <b>Pilot air ports</b> <input type="checkbox"/> Push-in connector external ø 6 mm or 1/4" <input type="checkbox"/> Thread G 1/8" <b>Please specify item no. (if known):</b> <input type="text"/>	<input type="checkbox"/> <b>Type 8691</b>  <b>Pneumatic function</b> <input type="checkbox"/> Single-acting <input type="checkbox"/> Double-acting <b>Pilot air ports</b> <input type="checkbox"/> Push-in connector external ø 6 mm or 1/4" <input type="checkbox"/> Thread G 1/8" <b>Communication</b> <input type="checkbox"/> ASI <input type="checkbox"/> Multipol M12 <input type="checkbox"/> Flat cable clip, 1 m cable <input type="checkbox"/> DeviceNet <b>Please specify item no. (if known):</b> <input type="text"/>	<input type="checkbox"/> <b>Type 1062</b>  <b>Limit switches</b> <input type="checkbox"/> Mechanical <input type="checkbox"/> Voltage 12-48 V <input type="checkbox"/> Voltage 110-250 V <input type="checkbox"/> Inductive <input type="checkbox"/> NAMUR EExi <b>Status</b> <input type="checkbox"/> Closed <input type="checkbox"/> Open <input type="checkbox"/> Open/Closed <b>Please specify item no. (if known):</b> <input type="text"/>

continued on next page →

DTS 1000011283 EN Version: Q Status: RL (released | freigegeben | valide) printed: 20.01.2015

Valve system On/Off Classic Type 8801-DG/8803-DG – request for quotation, *continued*

Control unit features, <i>continued</i>	
<b>Pilot valve</b> <input type="checkbox"/> Pilot valve Power supply <input type="text"/>  <b>Please specify item no. (if known):</b> <input type="text"/>	<b>Control Stroke limitation</b> <input type="checkbox"/> Stroke limitation <input type="checkbox"/> Min./max. stroke without visual position indicator <input type="checkbox"/> Max. stroke without visual position indicator  <b>Please specify item no. (if known):</b> <input type="text"/>
Certifications	
<input type="checkbox"/> Attestation of compliance with the order EN-ISO 10204 2.1 (Item-No. 440 788)	<input type="checkbox"/> EN161 (European Gas Device guideline)
<input type="checkbox"/> Test report EN-ISO 10204 2.2 (Item-No. 803 722)	<input type="checkbox"/> FDA and USP compliance
<input type="checkbox"/> Certification of Conformity for Raw Material EN-ISO 10204 3.1 (Included in delivery)	
Comment	
<hr/> <hr/> <hr/> <hr/> <hr/>	

DTS 1000011283 EN Version: Q Status: RL (released | freigegeben | valide) printed: 20.01.2015

\* To find your nearest Bürkert office, click on the orange box →

[www.burkert.com](http://www.burkert.com)